


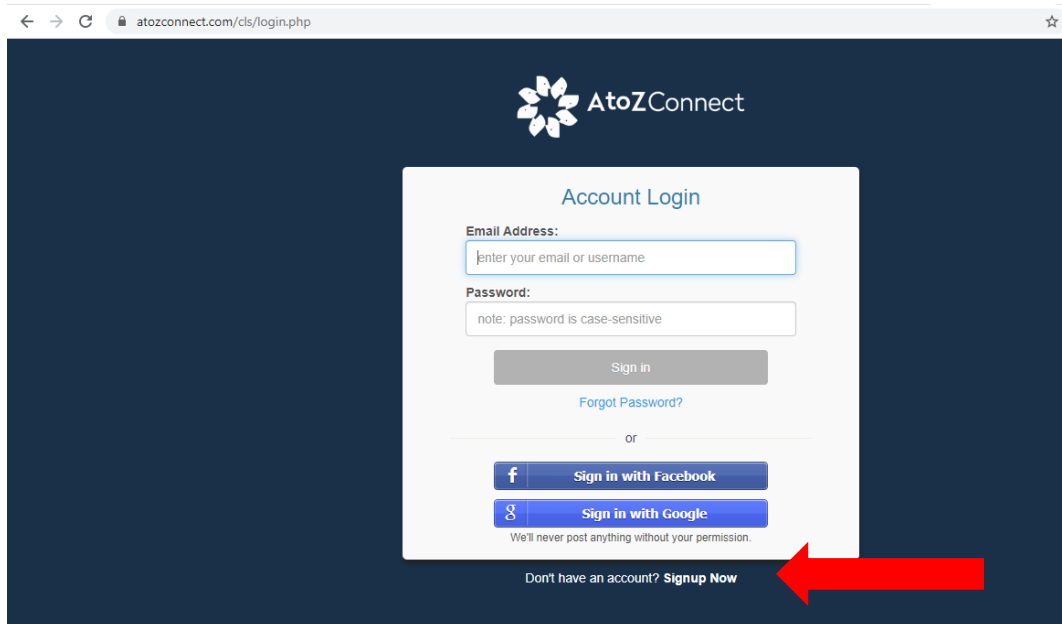
How to Create a Login for AtoZ Connect Or check if you are already in the database

How to check if you are in AtoZ Connect Database

1. Set your browser to <https://atozconnect.com/cls/login.php> and click on Log In.



2. Click on sign up now.



3. Fill out the information (Zip Code and Email Address) and select Crofton Meadows Elementary school.

atozconnect.com/cls/join_checks_tbl_add.php?join_request=yes

AtoZConnect

Let's check if you're in our database

We need a few additional details to find your account.

Enter School ZIP Code *
21114

Select School *
Crofton Meadows Elementary PTO Crofton MD 21

Enter Email
Ex: larry.page@gmail.com

Enter Mobile Phone
Ex: 202-555-1483

[Go back](#) [Continue](#)

Have an account? [Log in](#)

4. If your email is located in our database, you will receive the screen below. If not, skip to step 5.

atozconnect.com/cls/join_checks_tbl_view.php?join_request=yes

AtoZConnect

We Found Your Account!

✓ Good news – it looks like your email is already in our database so you don't need to create a new account!

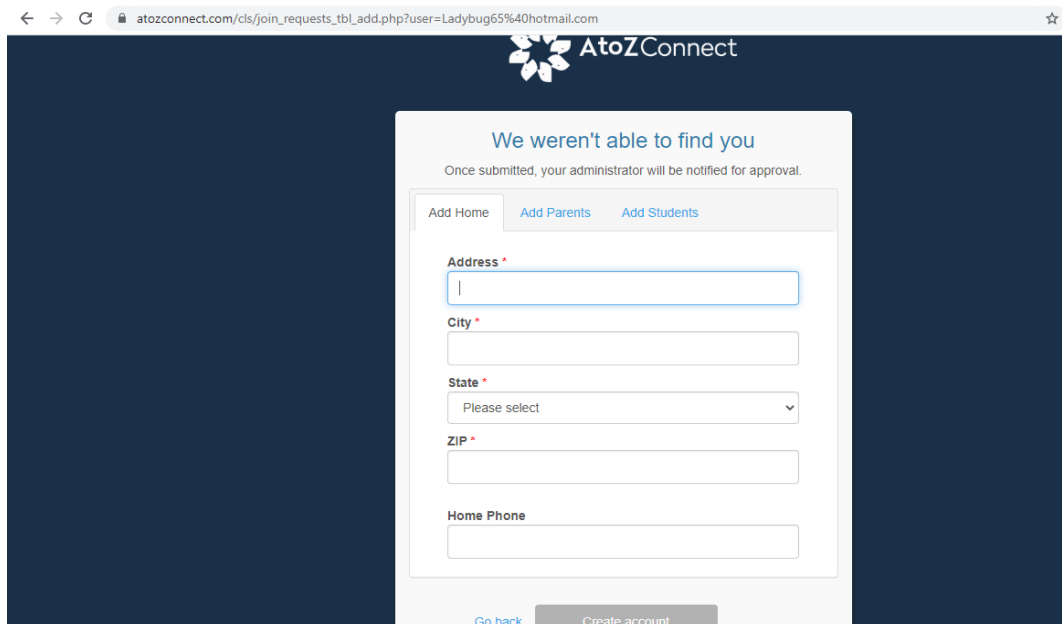
We just sent you an email to [redacted] with information on how you can login and access your account. For your reference, below is a list of available contacts in your School:

- **CMES PTO VP Membership**
cmesptovpmembership@gmail.com
(410) 721-9453

[Back to Login](#)

Have an account? [Log in](#)

5. If your email was not in the database, you will receive the screen below. Fill out the information.



The screenshot shows a web browser window with the URL atozconnect.com/cls/join_requests_tbl_add.php?user=Ladybug65%40hotmail.com. The page features the AtoZConnect logo at the top. The main heading is "We weren't able to find you" with a sub-message: "Once submitted, your administrator will be notified for approval." Below this, there are three tabs: "Add Home", "Add Parents", and "Add Students". The "Add Parents" tab is selected. The form contains the following fields:

- Address ***: A text input field.
- City ***: A text input field.
- State ***: A dropdown menu with "Please select" and a downward arrow.
- ZIP ***: A text input field.
- Home Phone**: A text input field.

At the bottom of the form, there are two buttons: "Go back" (a link) and "Create account" (a button).

6. When you are finished the CMES PTO VP Membership will receive a notice that you would like to join the database and the PTO. Once your request is approved, typically daily, you can purchase your PTO membership. Go to the <http://croftonmeadowspto.com/> website and click on "Join Now" on the main page. Once you are on the Membership page go to the bottom of the page and click on "How to Log In to AtoZ Connect to purchase your membership" for detailed instructions on how to purchase a membership.

If you have any questions, please feel free to contact the VP of Membership/Volunteers at cmesptovpmembership@gmail.com.